

PID Paper Plots

John Nugent

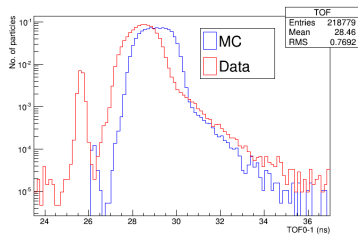
University of Glasgow

j.nugent.1@research.gla.ac.uk

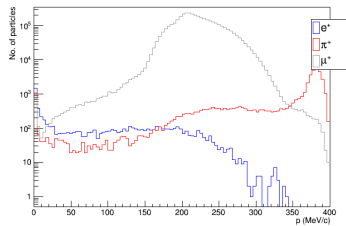
10/10/2014

TOF Plots

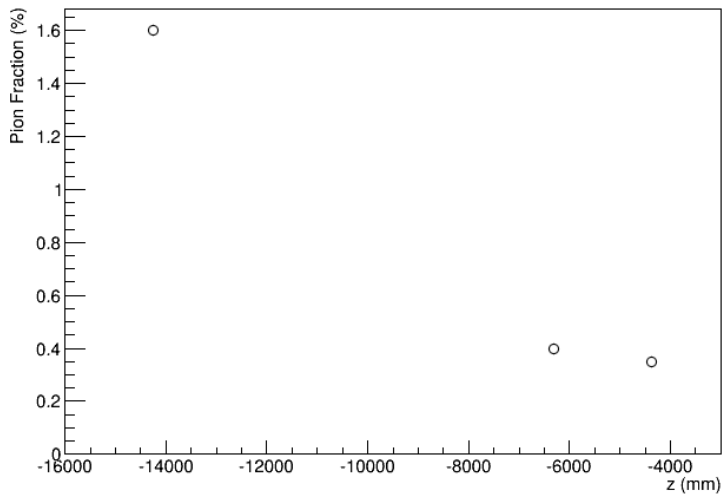
4b)



4d)



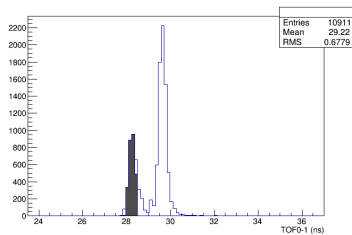
Contamination at TOF & KL



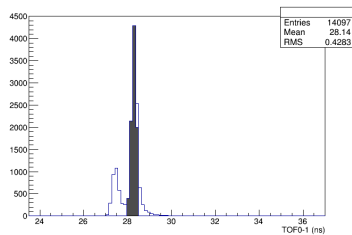
5)

TOF Plots

6b)

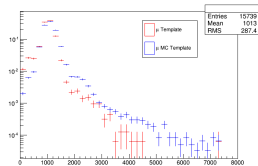


6d)

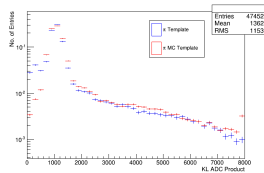


KL ADC Counts

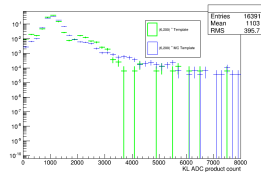
7a)



7b)

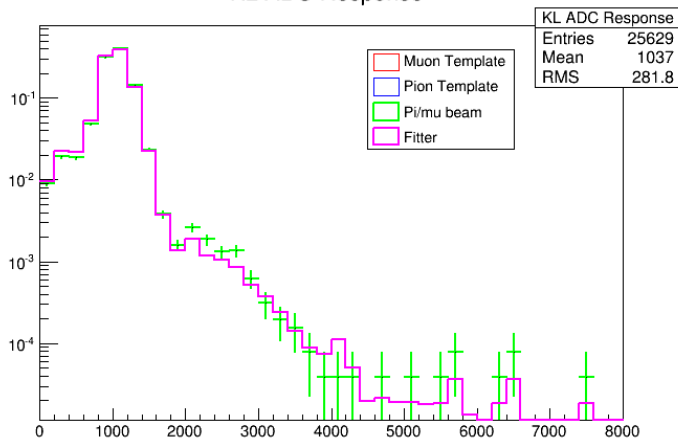


7c)



KL ADC Counts

KL ADC Response



7d)

π fraction $1.56 \pm 0.67 \%$

TOF Cuts

Table: TOF cuts

μ template	27.95 - 28.45
π template	27.95 - 28.45
(6,200)	27.95 - 28.45