



MICE Step Pi




Chris Rogers,
ASTeC,
Rutherford Appleton Laboratory






- Develop optics by NuFact session 28th August
 - Explore as many lattices as we can
 - Need to fix a set of z positions and currents
- Hand to engineers for first consideration 1st September
 - This should be a good approximation to final lattice
 - May require a little optimisation but no more major changes
 - Is the z positioning reasonable?
 - What is the available RF voltage likely to be?
- Physics cross checks
 - Tracking study
 - What is cooling performance?
 - What is aperture/acceptance?
 - What is momentum acceptance?
 - Shielding scheme for trackers

Design Options




- Magnetic lattice
 - symmetric lattice with various polarities on FCs ++ ++, +- -+. ...
 - RF near spectrometer solenoid SS - RF - AFC - RF - AFC - RF - SS
 - Asymmetric magnetic lattice
- Absorber position
 - Between 2 RF cavities i.e. SS - AFC - RF - abs - RF - AFC - SS
 - In AFC
 - In both positions i.e. shielding in AFC and absorber between RF
 - On RF windows
- Tracker radiation shielding
 - Use absorbers
 - Use shielding in/near tracker volume
 - Unshielded tracker
- RF
 - 1 cavity between AFC
 - 2 cavities between AFCs

Design Criteria



- Lattice quality
 - Cooling performance
 - Cell optics
 - Momentum restoration
 - Similarity to a buildable cooling channel
 - Quality of match to spectrometer
 - Scraping aperture / transverse acceptance
 - Momentum acceptance
 - Canonical angular momentum effects
- Engineering issues
 - Current limits of magnets
 - Incremental cost of any hardware
 - Radiation load on tracker
 - RF breakdown in magnetic fields


Assumptions



- Geometry
 - AFC dimension 844 mm full length [source: Blackmore]
 - AFC - RF bellows 56 mm [source: Blackmore]
 - single cavity module length - assume 600 mm [source: Yagmur]
 - two cavity module length - assume 1000 mm [source: Yagmur]
- RF
 - RF power available - 4 MW as baseline, with 8 MW as an upgrade with corresponding cost, schedule and technical risk
 - RF volts is $\sqrt{\text{cavity power}} \times 8$ MV/m
- Step IV coil pack – see #1543
 - The spectrometer solenoid coils (Match1 through End2) can be moved bodily away from FC module; but no closer




MICE Step Pi - Symmetric Lattice



Chris Rogers,
ASTeC,
Rutherford Appleton Laboratory




Consider Symmetric Lattice




- Lengths
 - AFC = 422 mm
 - Bellows = 56 mm
 - Single cavity module (1xRF) = 600 mm
 - Double cavity module (2xRF) = 900 mm
 - Absorber = 200 mm (complete guess)
- Three lattices to be considered
 - Single cavity: AFC+bellows+1xRF+bellows+AFC ~ 1500 mm
 - Double cavity: AFC+bellows+2xRF+bellows+AFC ~ 1800 mm
 - Double cavity and absorbers:
AFC+bellows+RF+absorber+RF+bellows+AFC ~ 2000 mm
- Treat cooling cell and matching from spectrometers as separate problems to first approx

Symmetric Lattice - conclusions

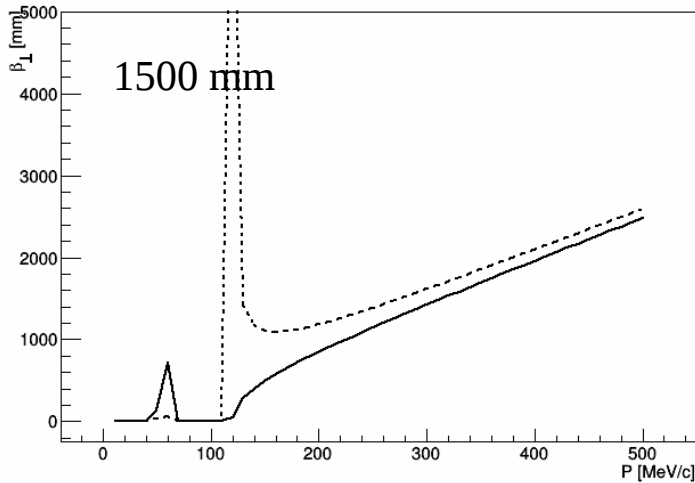


- 1800 mm (double RF lattice)
 - Beta at AFC is too large
 - Probably won't cool very well
- 1500 mm (single RF lattice)
 - Beta at AFC can be reasonably small
 - Probably will cool okay
 - Only one RF cavity → not much reacceleration
 - 7 MeV with step V RF power (4 MW)?
 - 10 MeV with step VI RF power (8 MW)?
- 2000 mm (double RF + absorber)
 - Absorber is now moved to focus
 - Beta at absorber can be reasonable
 - Two RF cavities → better reacceleration
 - Need to consider tracker shielding
 - Need to consider engineering - can absorber really be in centre
 - Need to check apertures

++-- (solenoid mode)

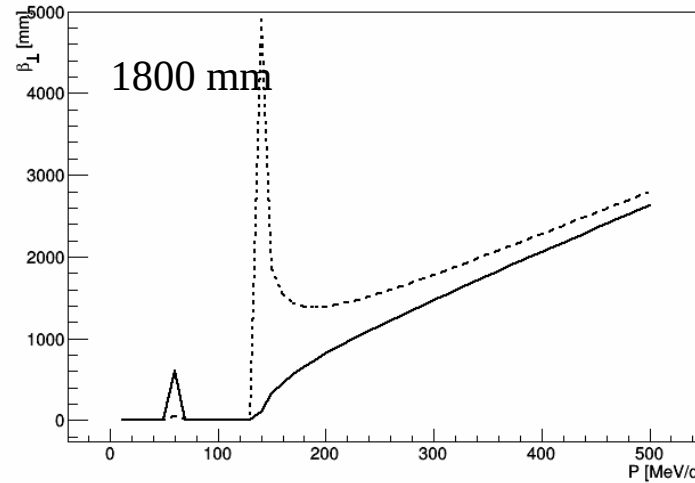


Focus Coil: 40.0



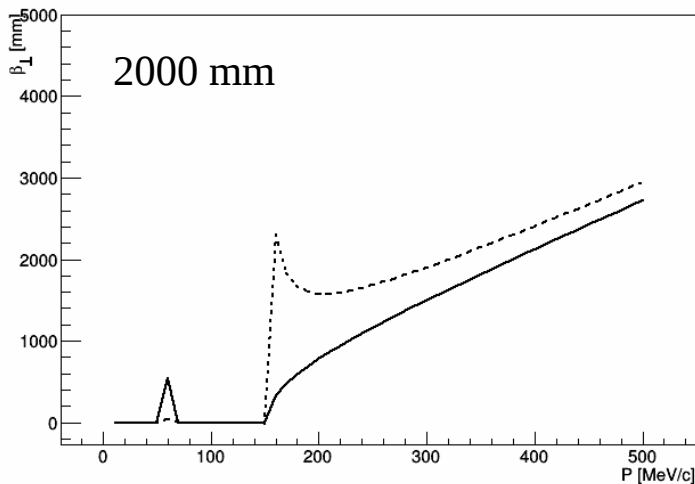
1500 mm

Focus Coil: 40.0



1800 mm

Focus Coil: 40.0



2000 mm


- Dashed line - beta at AFC
- Full line - beta at centre
- 1500 mm is marginal for beta at AFC
- 1800 mm - probably no cooling
- 2000 mm - okay for beta at centre
- Some fine tuning of FC current possible

Matching

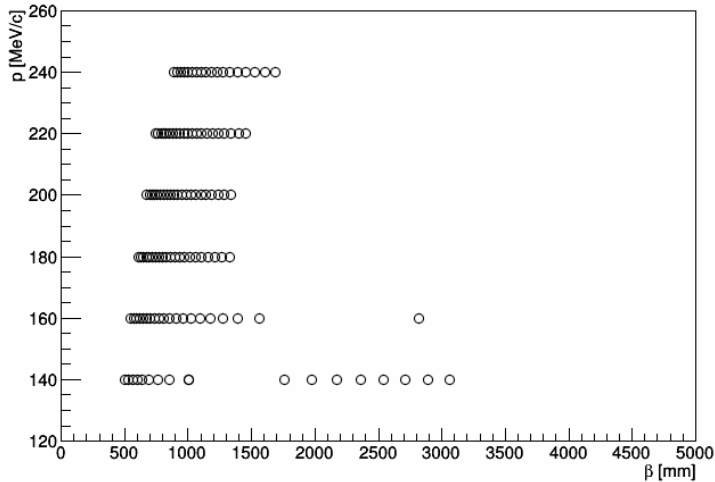


- Can we match into these lattices?
 - For Step V, beta at absorber ~ 400 mm
 - Now beta at absorber $\sim 1000 - 2000$ mm
 - Previous studies have shown this is out of range for as-designed SS
- Consider inserting gap between SS and AFC
 - Give the beam a chance to grow to get into AFC
- Use Step IV lattice as a matching test-bed
 - Close enough to step pi
 - Follow-up job to match into the step pi lattices properly
- Two cases to match into
 - Flipping mode +-
 - Solenoid mode ++

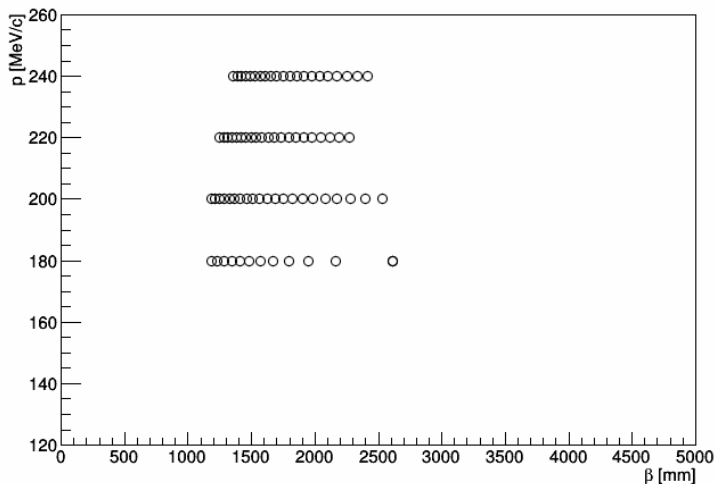
Solenoid mode



FocusCoil 45.58 A/mm², dZ 400.0 mm




FocusCoil 45.58 A/mm², dZ 800.0 mm




- Seek a match at $\beta = 1000$ mm for cell length 1500 mm
 - Additional 400 mm gap seems about right
- Seek a match at $\beta = 1500$ mm for cell length 2000 mm
 - Additional 800 mm gap seems about right
 - Note that no match was found for $p \leq 160$ MeV/c

Matching - conclusions




- Can we match into these lattices?
 - Yes, but would require additional spacing between spectrometer solenoid and AFC
 - 400-500 mm seems about right for single RF option
 - 600-800 mm seems about right for double RF + absorber option

Coil Geometry

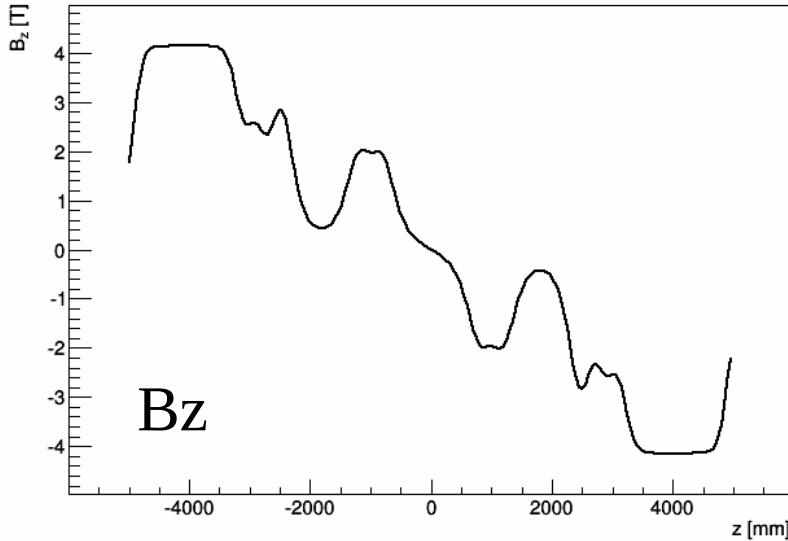


	z(centre)	inner radius	radial thickness	length
EndCoil2	-4800	258	67.8	110.6
CenterCoil	-4050	258	22.1	1314.3
EndCoil1	-3300	258	60.9	110.6
MatchCoil2	-2900	258	30.9	199.5
MatchCoil1	-2461	258	46.2	201.3
FocusCoil	-1202.75	267	94.8	213.3
FocusCoil	-797.25	267	94.8	213.3
FocusCoil	797.25	267	94.8	213.3
FocusCoil	1202.75	263	84	210
MatchCoil1	2461	258	46.2	201.3
MatchCoil2	2900	258	30.9	199.5
EndCoil1	3300	258	60.9	110.6
CenterCoil	4050	258	22.1	1314.3
EndCoil2	4800	258	67.8	110.6

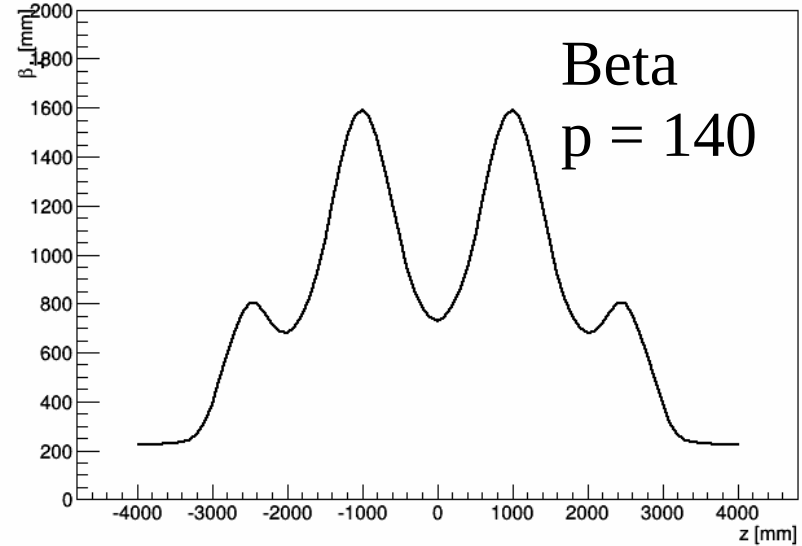
Optics: polarities ++--



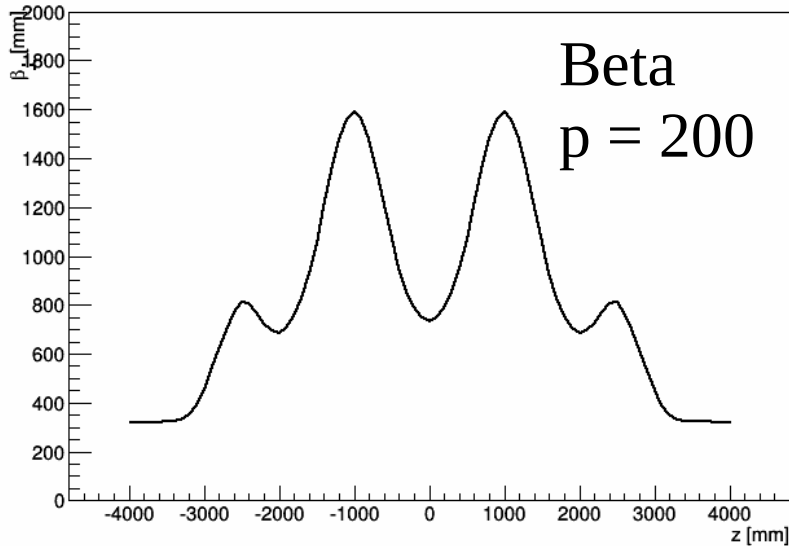
$p=200.0$ MeV/c, $M1=123.04$, $M2=113.12$, $FC=40.0$ A/mm ², ++--



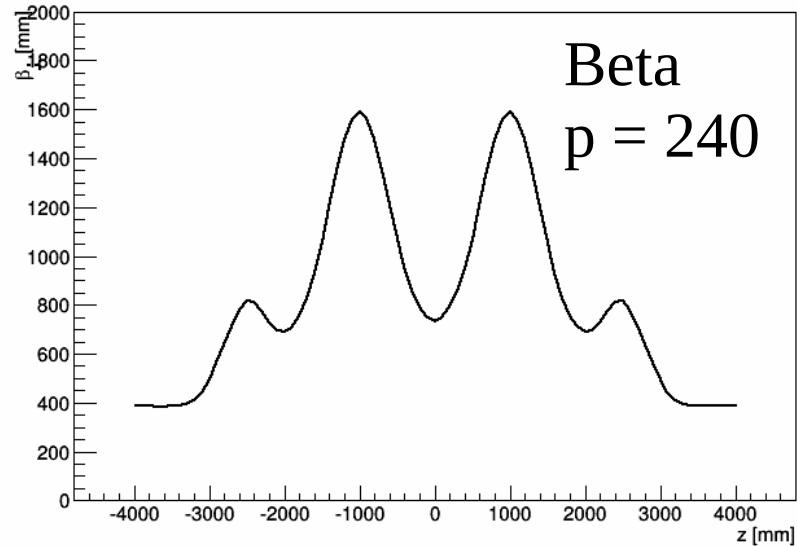
$p=140.0$ MeV/c, $M1=84.72$, $M2=87.47$, $FC=28.0$ A/mm ², ++--



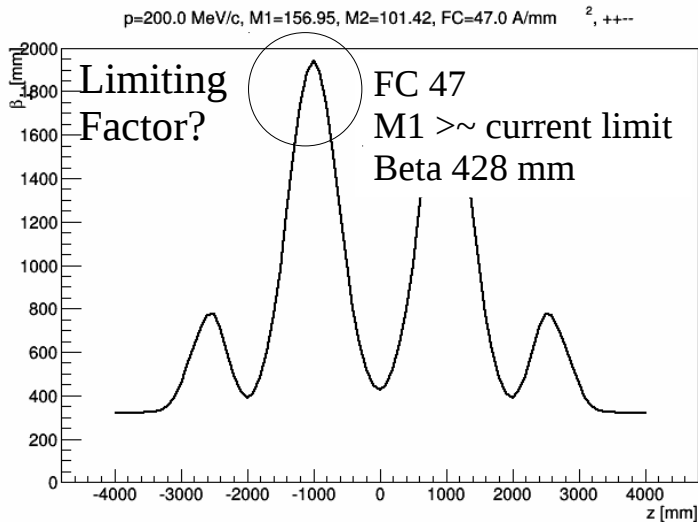

$p=200.0$ MeV/c, $M1=123.04$, $M2=113.12$, $FC=40.0$ A/mm ², ++--



$p=240.0$ MeV/c, $M1=147.86$, $M2=124.06$, $FC=48.0$ A/mm ², ++-- FC gap=2000.0 mm




Tightest focus ++--

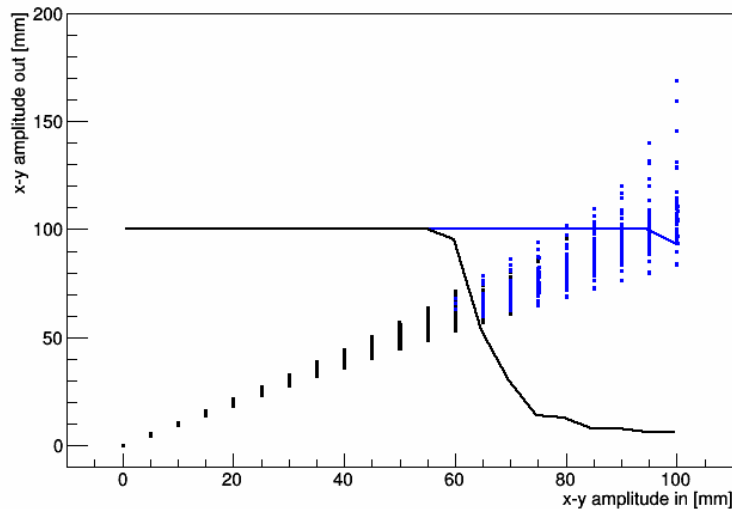


- What is the tightest focus we can get?
 - e.g. 200 MeV/c ++++ (“Classic” case)
 - e.g. 200 MeV/c +--+ (Solenoid case)
 - Limited by match coil currents
 - Appears that changing solenoid offset does not help
 - e.g. seeking solution that does not go through a focus at $z = -2000$ m
- Solution has beta ~ 400 mm
 - We are close to unstable point in the lattice – no “symmetric” solution exists for lower beta

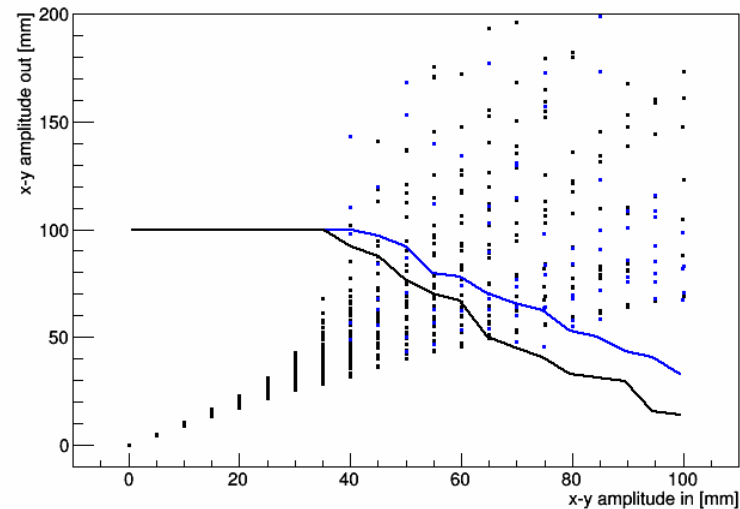
Acceptance – tight focussing



++--, FC = 40 A/mm²

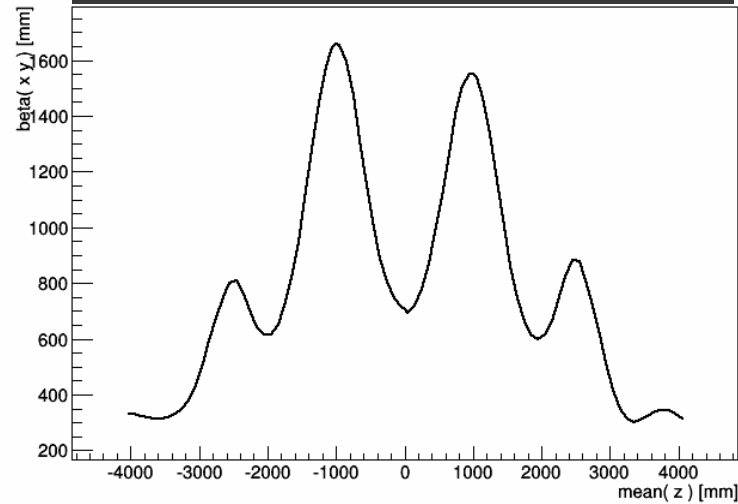
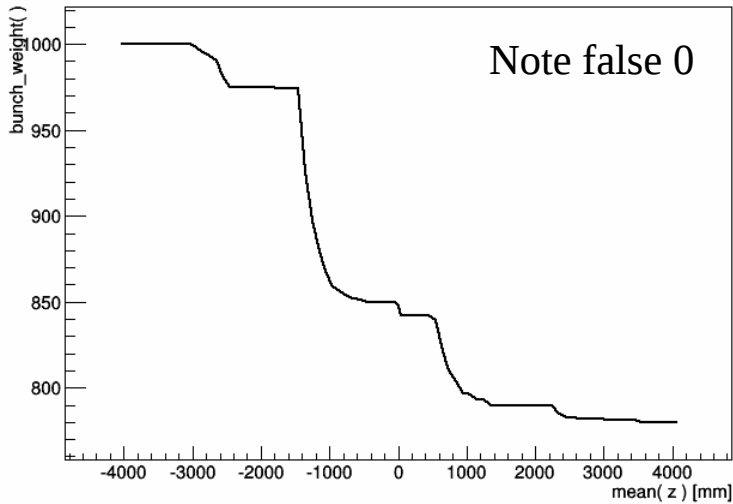
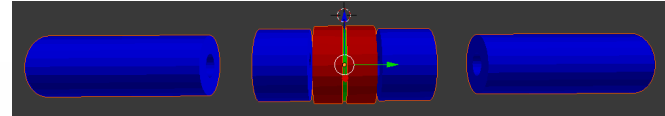
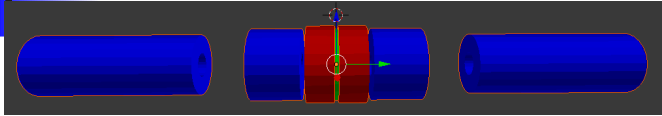



++--, FC = 47 A/mm²



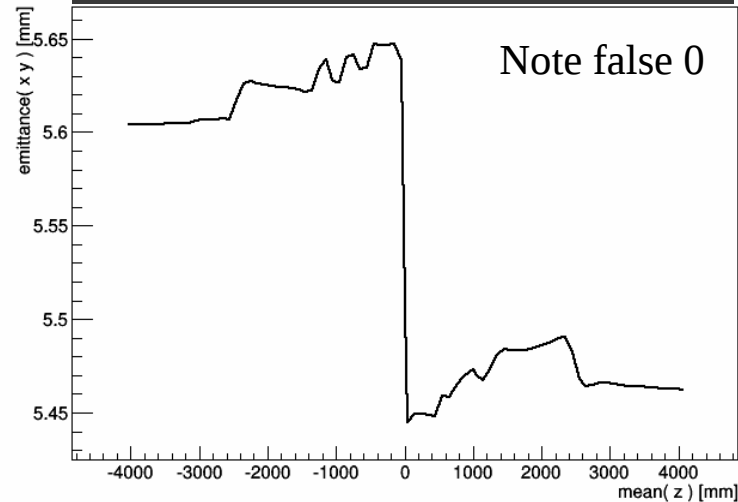
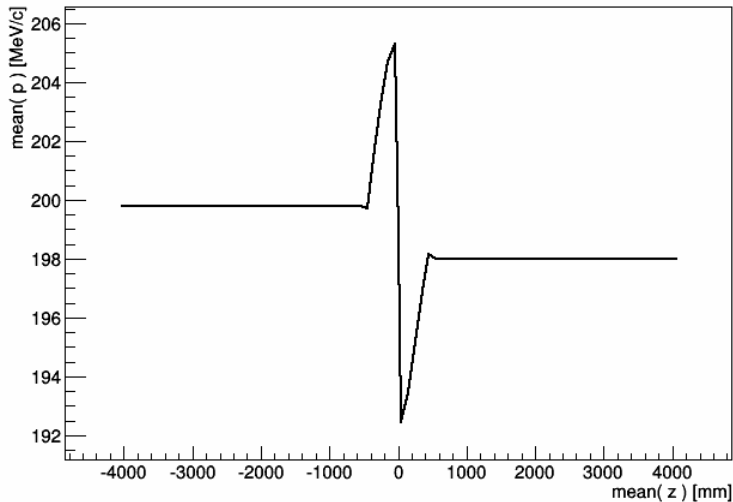
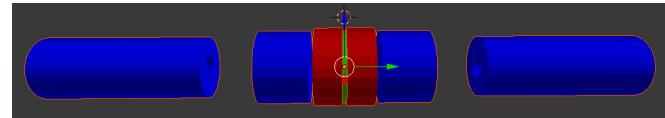
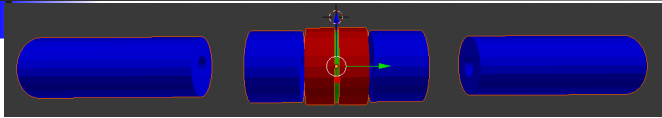

- What is the lattice acceptance at 200 MeV/c?
 - Line shows transmission vs input amplitude
 - Blue line is full transmission, black line is transmission after apertures
 - Points show output amplitude vs input amplitude
 - Blue points strike a physical aperture
- At 40 A/mm², acceptance is dominated by physical aperture
- At 47 A/mm², acceptance is dominated by dynamic aperture

Cooling - FC = 40 A/mm² case



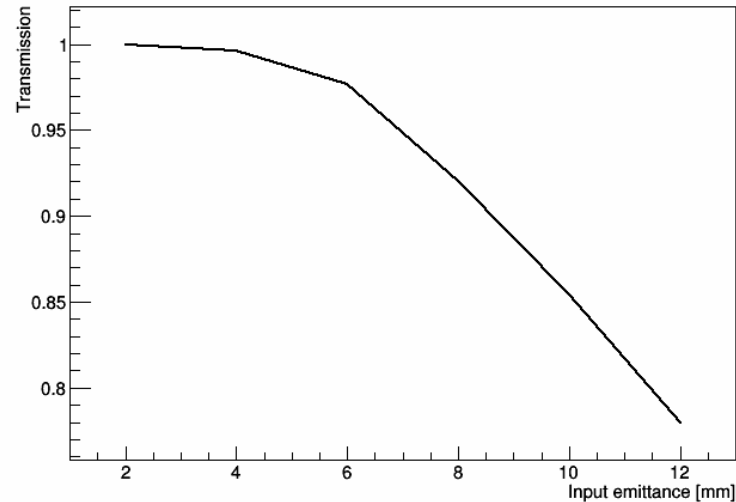
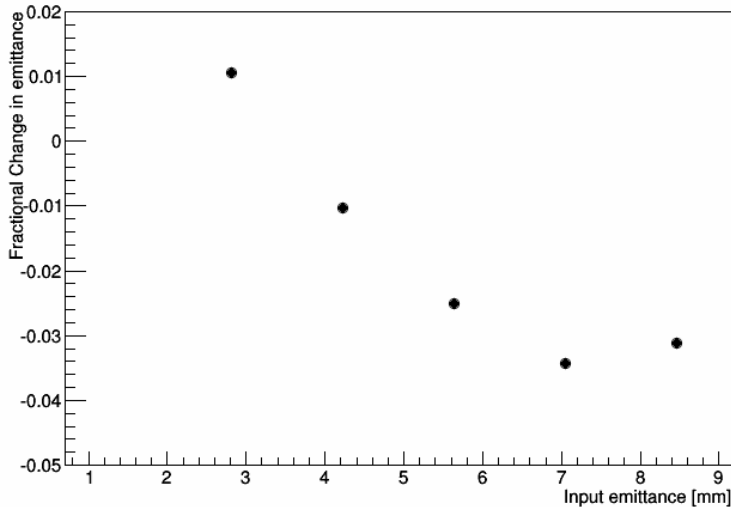

- Transmission and average momentum vs z
 - Main transmission losses in the FC
 - This is the limiting aperture
 - Note that tracker fiducial cut is not represented here

Cooling - FC = 40 A/mm² case



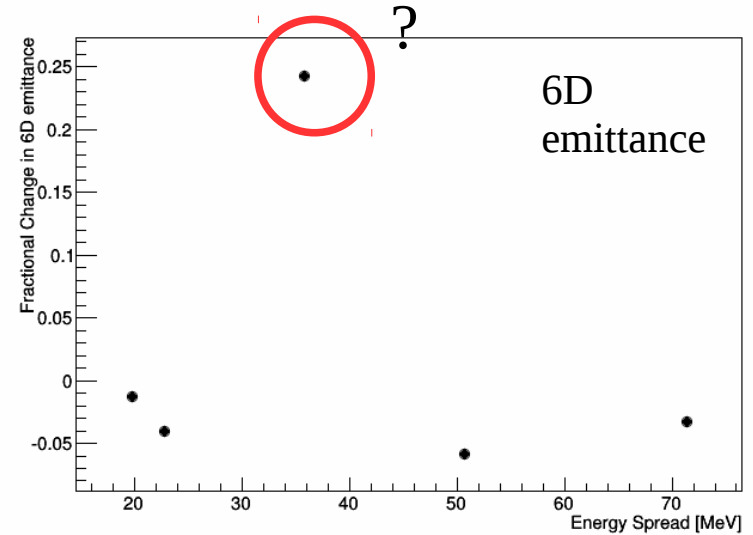
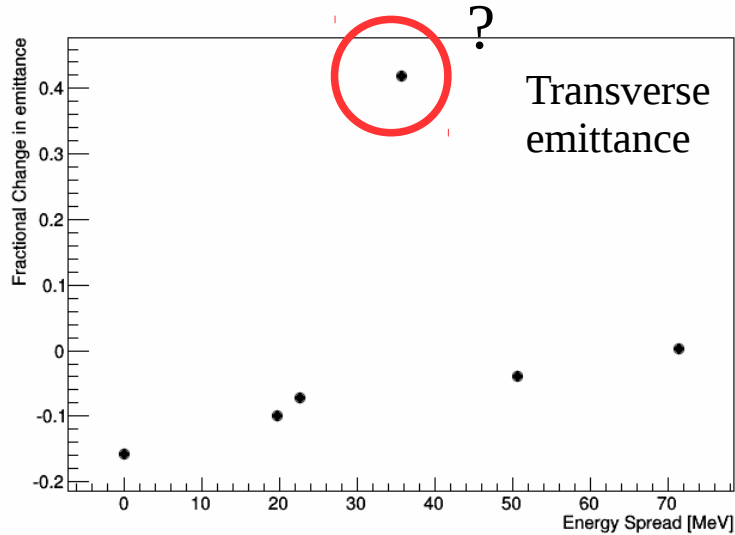

- Momentum and emittance as a function of z
 - Nominal multivariate gaussian 6 mm beam, ~monochromatic
 - No great surprises
 - Some optical aberrations
 - Nb quite low statistics (1000 primaries)

Cooling - FC = 40 A/mm² case




- Cooling performance as a function of input emittance
 - No great surprises
 - Equilibrium around 3 mm
 - > 10 % scraping above 8 mm input emittance
 - Dominated by FC aperture
 - Best cooling performance ~ 3-4 % reduction in emittance

Momentum Spread




- Cooling performance as a function of energy spread looks okay
 - Barring mystery point at $\sigma(E) = 35$ MeV
 - We do see 6D cooling

Reference Design



- We have a fully worked and tracked design
- Lattice quality
 - Cooling performance **ok, but would like to do better**
 - Cell optics **looks ok**
 - Momentum restoration **2 cavities is the best we can get?**
 - Similarity to a buildable cooling channel **yes, very close**
 - Quality of match to spectrometer **looks ok**
 - Scraping aperture / transverse acceptance **a bit worse than StepV**
 - Momentum acceptance **need to check**
 - Canonical angular momentum effects **looks ok, flip mode possible**
- Engineering issues
 - Current limits of magnets **looks ok**
 - Incremental cost of any hardware **new vacuum tube, absorber**
 - Radiation load on tracker **may be issue, mitigate with shields**
 - RF breakdown in magnetic fields **4 cavities would be better**


Conclusions



- From an optics perspective, symmetrical lattice looks okay
- Cooling/dynamic range is acceptable
- Worth remembering the tracker shielding issue
- This is essentially the same as the cooling lattices that we considered in the IDS
 - As a test bed for a Neutrino Factory cooling, that is worth something
- But let's see if we can do better!




Backup Slides



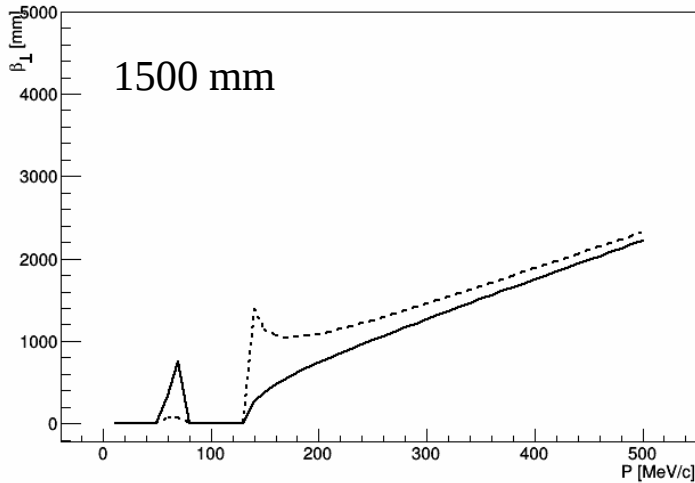
Chris Rogers,
ASTeC,
Rutherford Appleton Laboratory



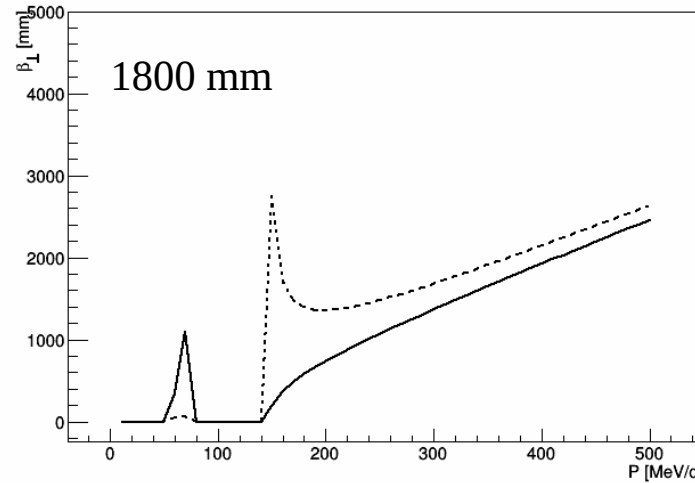
++++ (solenoid mode)



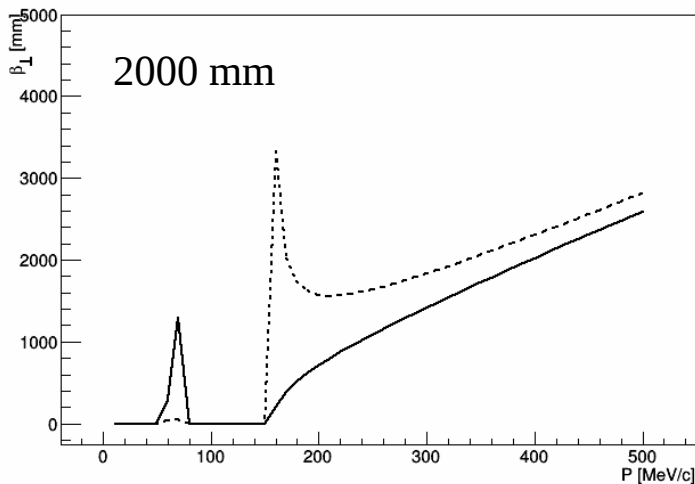
Focus Coil: 45.58



Focus Coil: 45.58




Focus Coil: 45.58

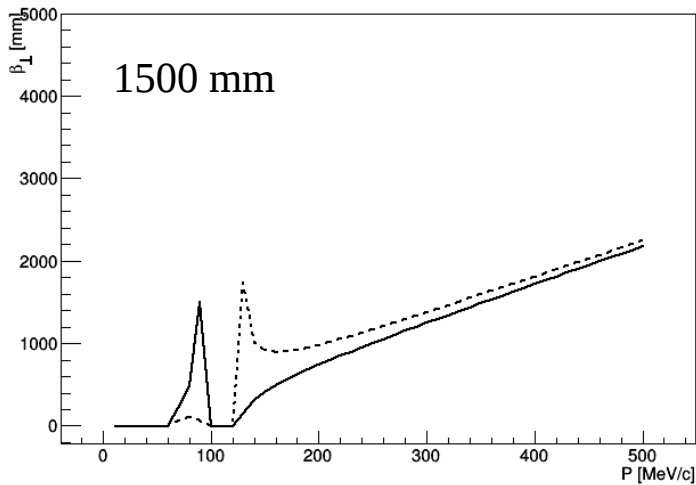


- Dashed line - beta at AFC
- Full line - beta at centre
- 1500 mm is marginal for beta at AFC
- 1800 mm - probably no cooling
- 2000 mm - okay for beta at centre
- Some fine tuning of FC current possible

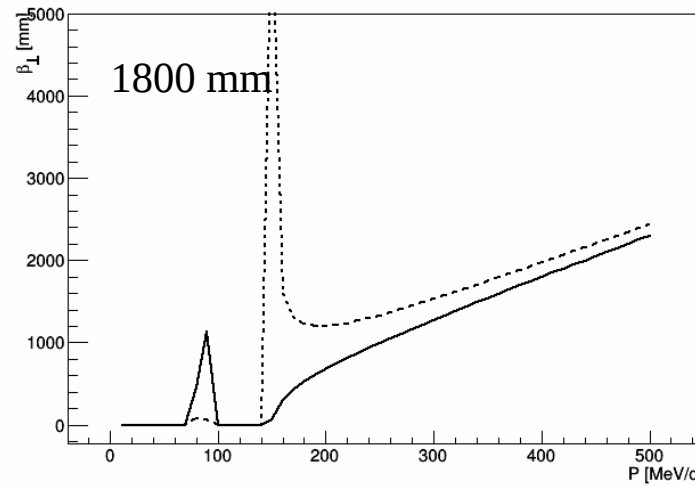
+ - + -



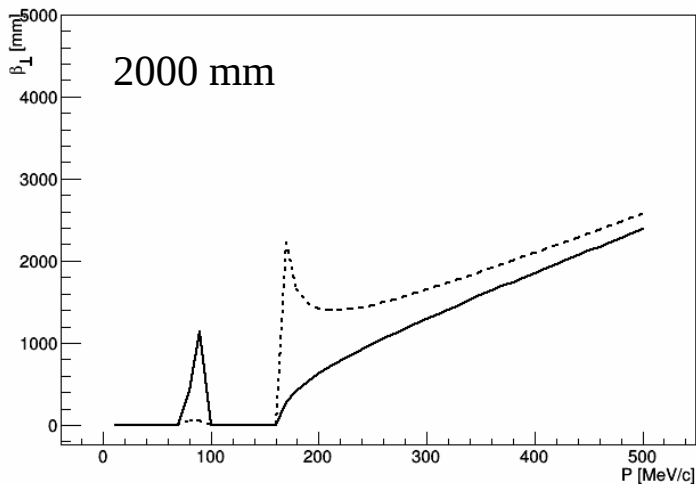
Focus Coil: 91.16



Focus Coil: 91.16




Focus Coil: 91.16

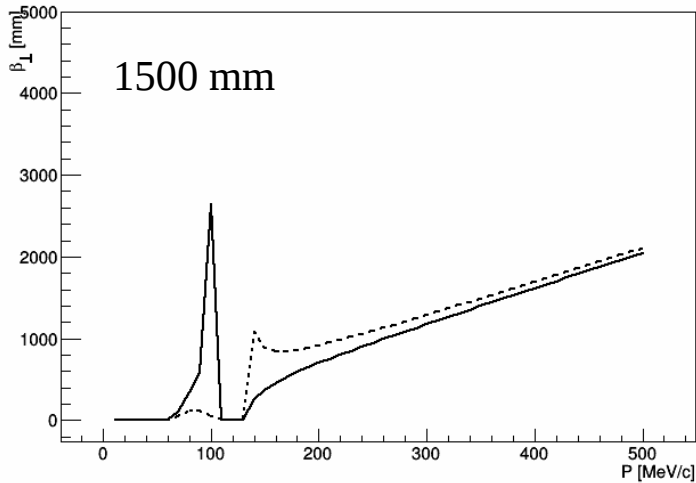


- Dashed line - beta at AFC
- Full line - beta at centre
- 1500 mm is marginal for beta at AFC
- 1800 mm - probably no cooling
- 2000 mm - okay for beta at centre
- Sounds familiar?

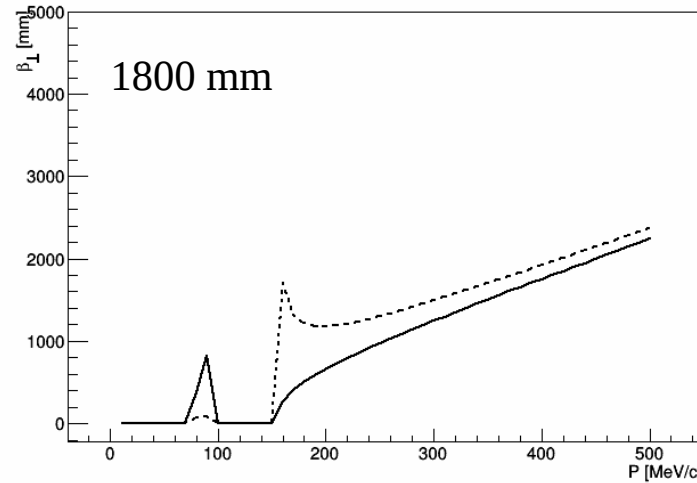
+ - +



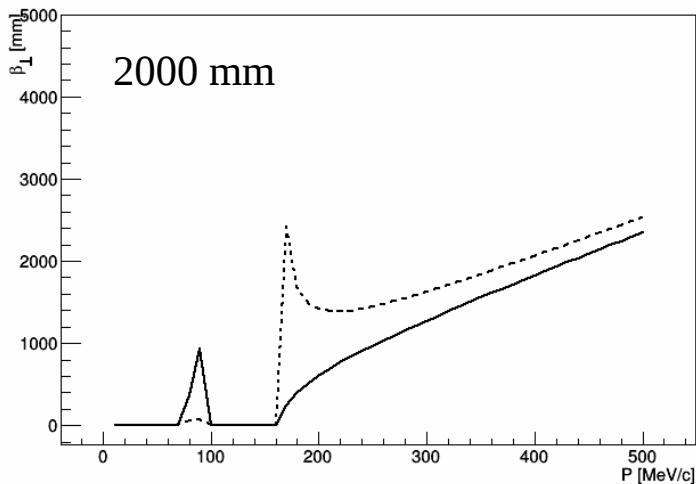
Focus Coil: 91.16



Focus Coil: 91.16




Focus Coil: 91.16

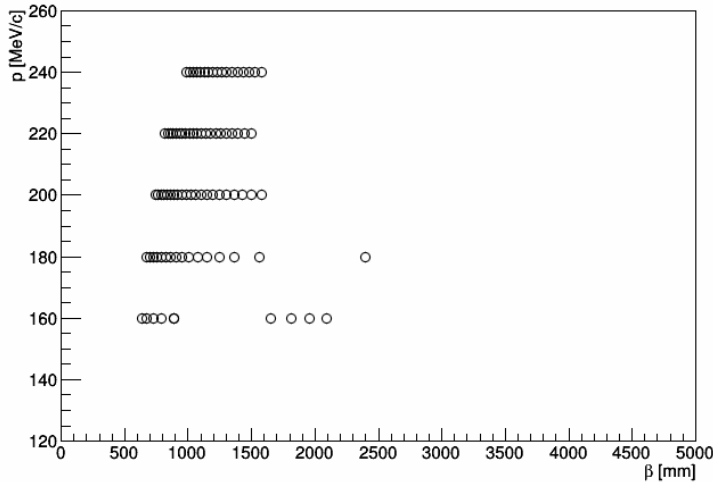


- Dashed line - beta at AFC
- Full line - beta at centre
- 1500 mm is marginal for beta at AFC
- 1800 mm - probably no cooling
- 2000 mm - okay for beta at centre
- Landscape is similar to +-+-

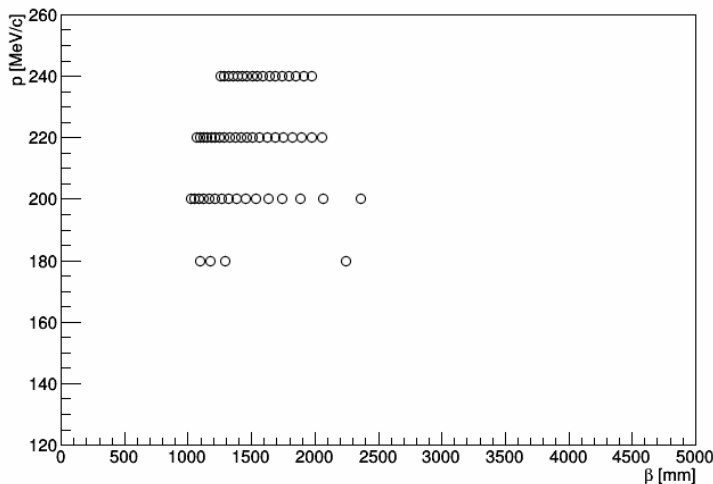
Flip mode



FocusCoil 91.16 A/mm², dZ 600.0 mm




FocusCoil 91.16 A/mm², dZ 800.0 mm

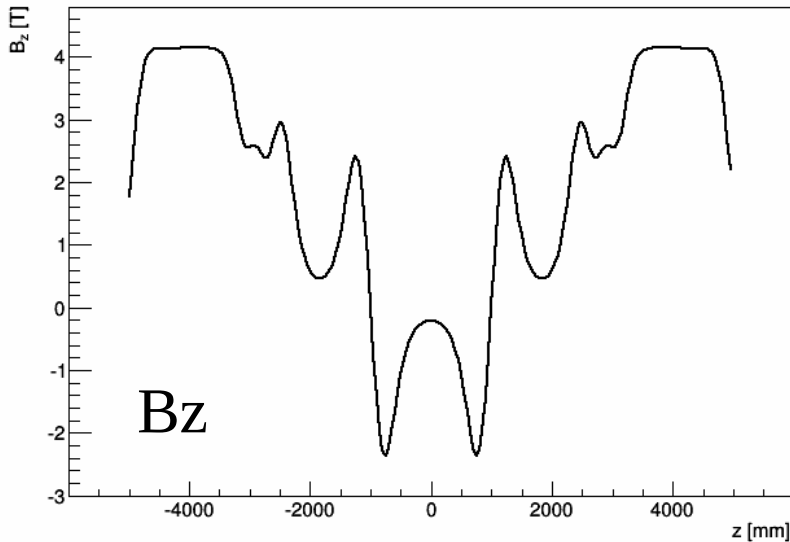


- Seek a match at $\beta = 1000$ mm for cell length 1500 mm
 - Additional 600 mm gap seems about right
- Seek a match at $\beta = 1500$ mm for cell length 2000 mm
 - Additional 800 mm gap seems about right
 - Note that no match was found for $p \leq 180$ MeV/c
 - May be a little unstable
 - Some further iteration required

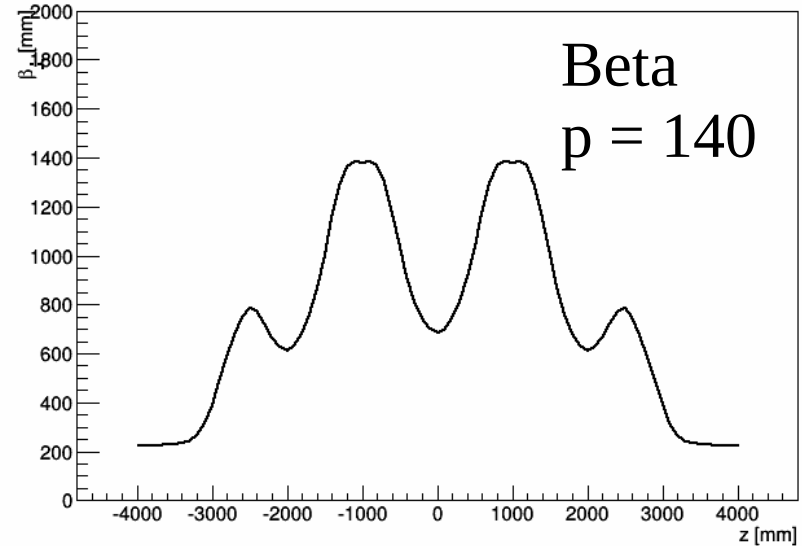
Optics: polarities +--+



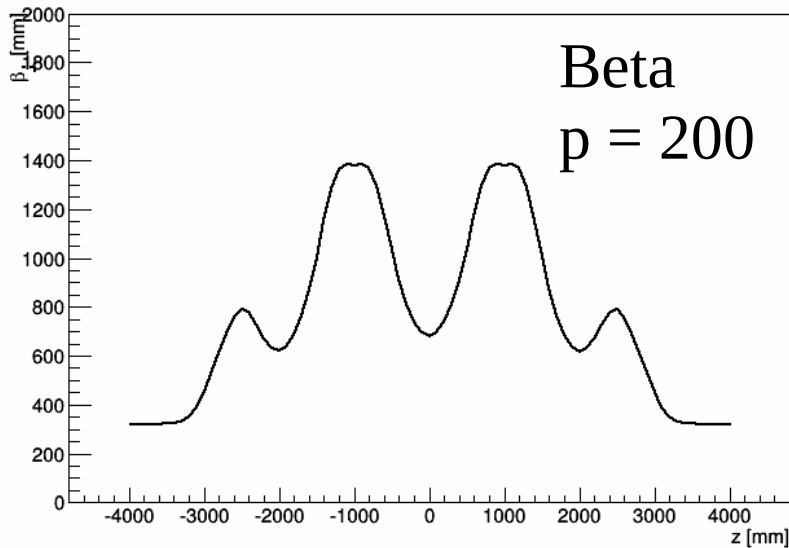
$p=200.0$ MeV/c, $M1=129.29$, $M2=113.81$, $FC=80.0$ A/mm 2 , +--+



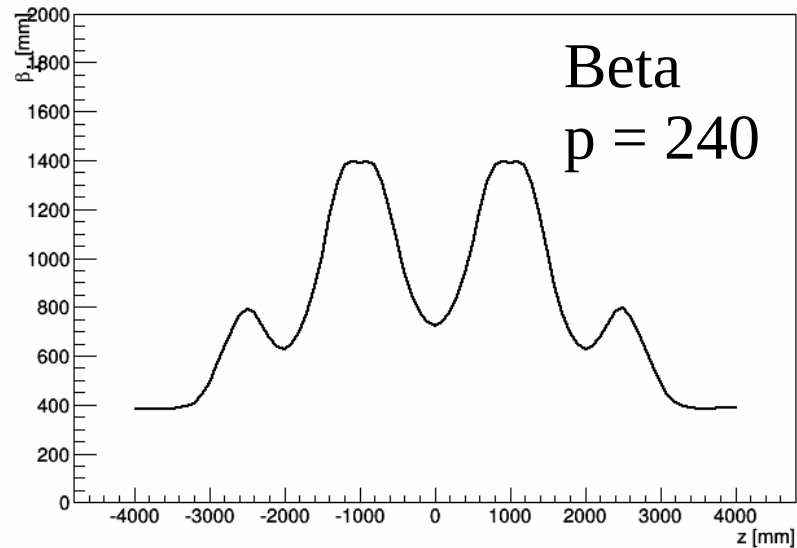
$p=140.0$ MeV/c, $M1=89.21$, $M2=87.62$, $FC=56.0$ A/mm 2 , +--+




$p=200.0$ MeV/c, $M1=129.29$, $M2=113.81$, $FC=80.0$ A/mm 2 , +--+



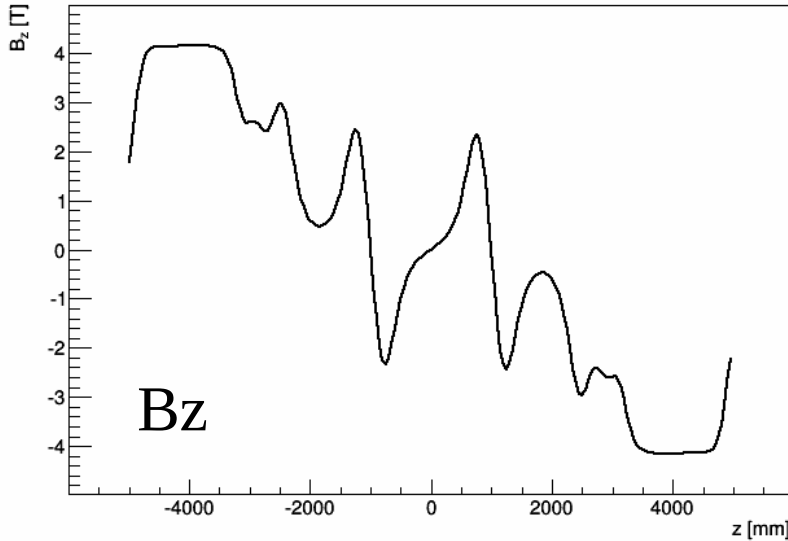
$p=240.0$ MeV/c, $M1=154.24$, $M2=127.1$, $FC=95.0$ A/mm 2 , +--+ FC gap=2000.0 mm



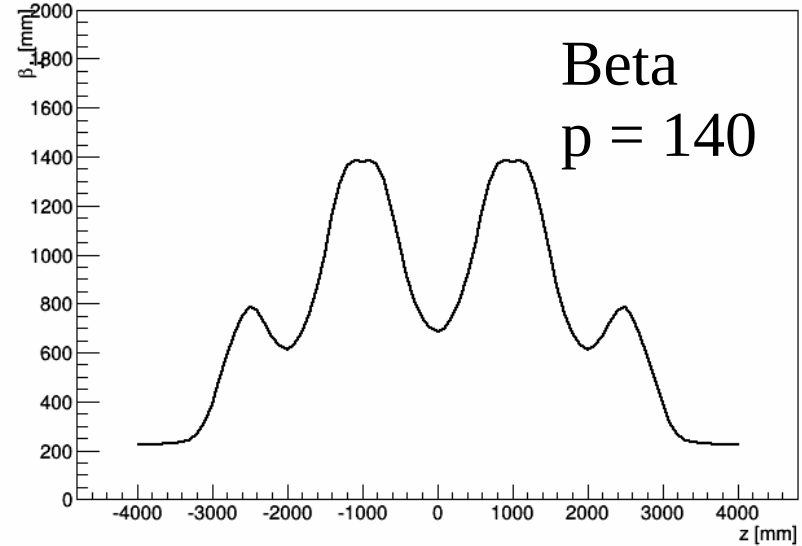
Optics: polarities +-+-



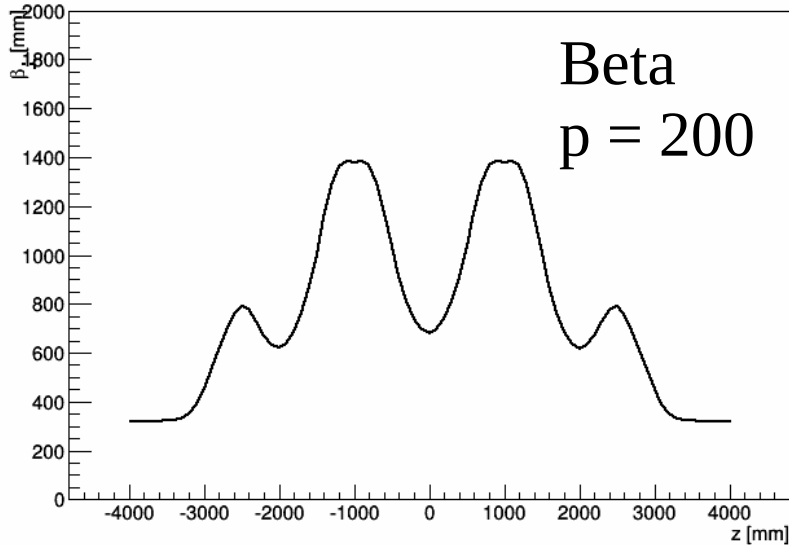
$p=200.0$ MeV/c, $M1=129.94$, $M2=115.21$, $FC=80.0$ A/mm $^2, +-+-$



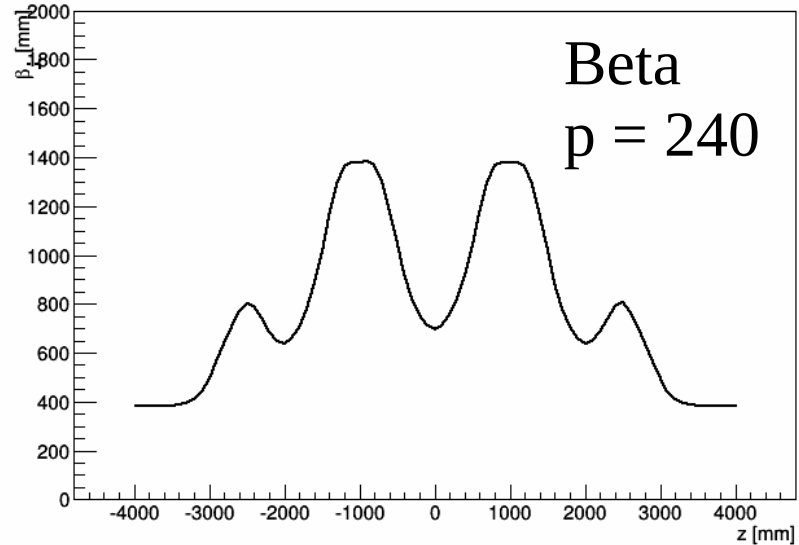
$p=140.0$ MeV/c, $M1=89.21$, $M2=87.62$, $FC=56.0$ A/mm $^2, ++++$




$p=200.0$ MeV/c, $M1=129.29$, $M2=113.81$, $FC=80.0$ A/mm $^2, ++++$



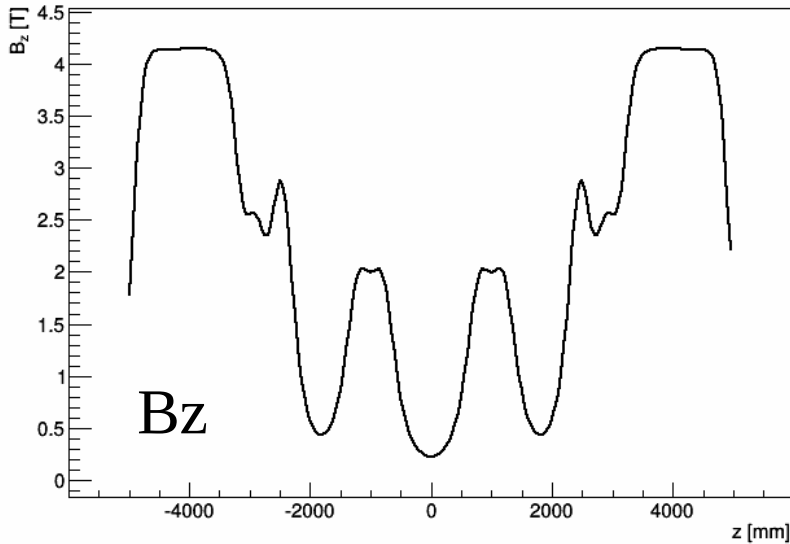
$p=240.0$ MeV/c, $M1=153.57$, $M2=124.99$, $FC=95.0$ A/mm $^2, +-+-$ FC gap=2000.0 mm



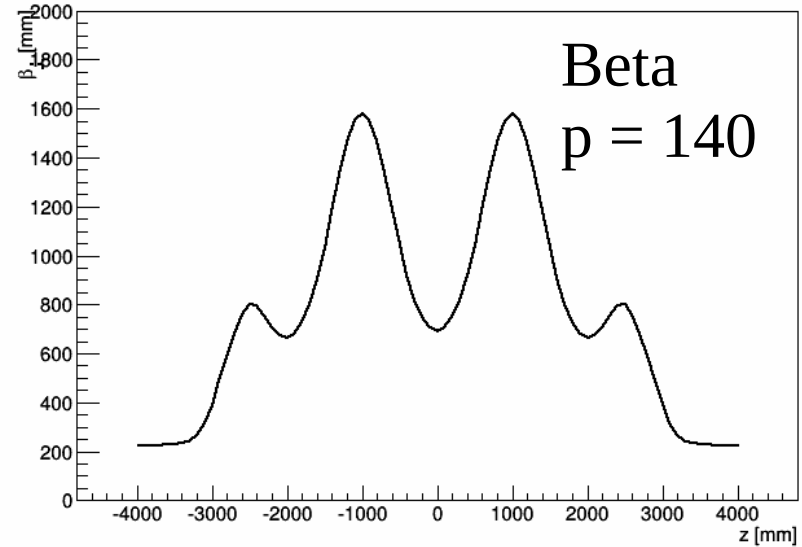
Optics: polarities + + + +



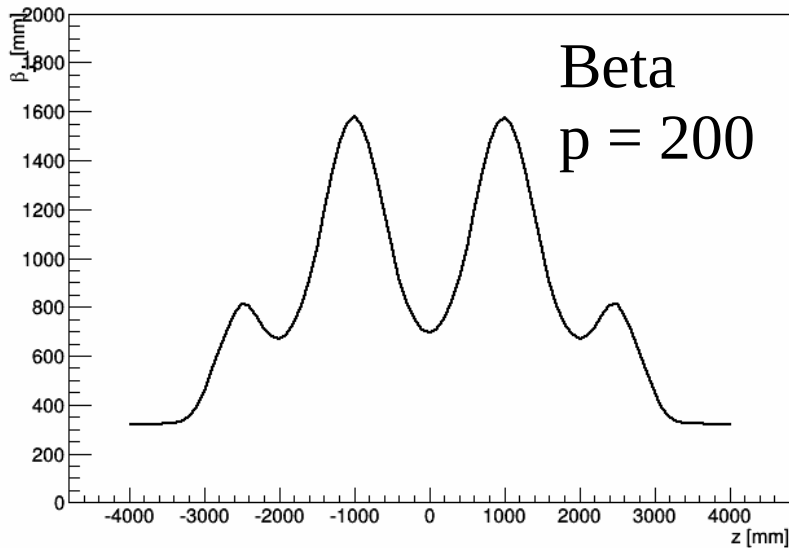
$p=200.0$ MeV/c, $M1=124.7$, $M2=112.42$, $FC=40.0$ A/mm², + + + +



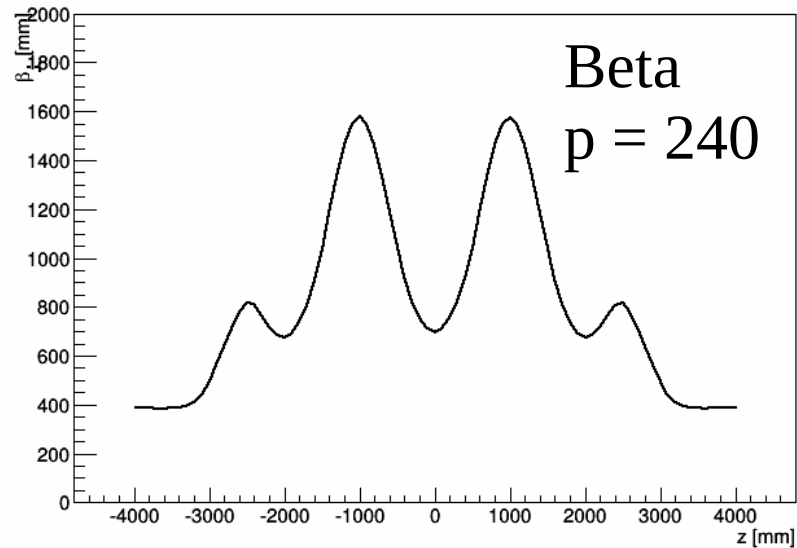
$p=140.0$ MeV/c, $M1=85.88$, $M2=86.93$, $FC=28.0$ A/mm², + + + +




$p=200.0$ MeV/c, $M1=124.7$, $M2=112.42$, $FC=40.0$ A/mm², + + + +



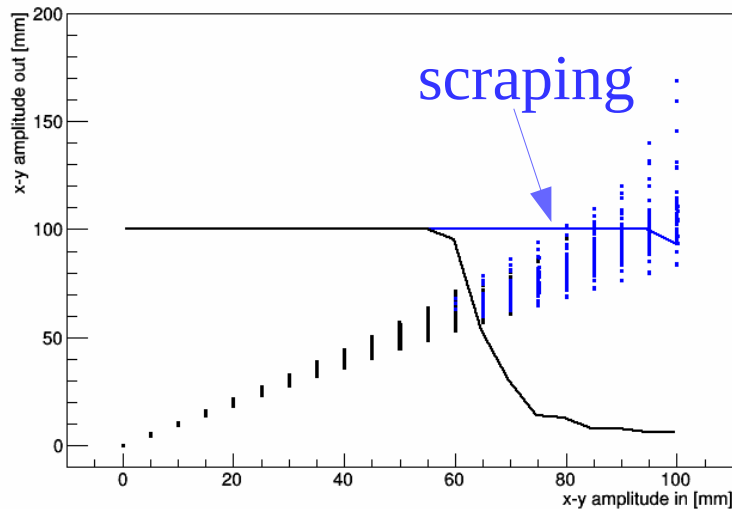
$p=240.0$ MeV/c, $M1=149.85$, $M2=123.22$, $FC=48.0$ A/mm², + + + + FC gap=2000.0 mm



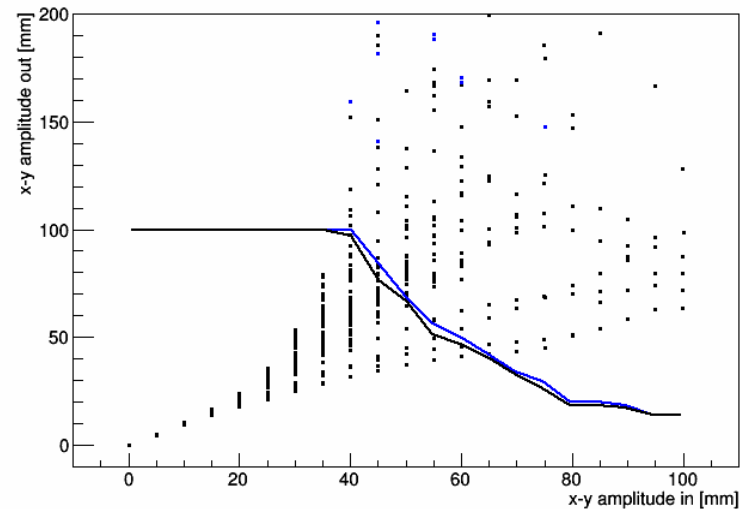
Acceptance - +--+



++--, FC = 40 A/mm²



+--+ , FC = 80 A/mm²



- What is the lattice acceptance at 200 MeV/c?
 - Line shows transmission vs input amplitude
 - Blue line is full transmission, black line is transmission after apertures
 - Points show output amplitude vs input amplitude
 - Blue points strike a physical aperture
- In +--+ mode, acceptance is dominated by dynamic aperture
- In ++-- mode, acceptance is dominated by physical aperture